


Pack for cluster reduction L Clusters



This pack should only be used under the guidance of a Speech and Language Therapist

Original Concepts by Speech and Language Therapists in Hull and East Yorkshire
Updated by Rona Gaffney 2015

© Speech and Language Therapy, Humber NHS Foundation Trust



Name: School:					D.O.B:				
Overall aim(s)		Where am I now?		What will I achieve?		Outcome		Actual Outcome	
To help the child improve their speech production skills to their full potential		The child is reducing I clusters to a single sound		<p>The child will be able to identify the correct word in a minimal pair 80% of the time during structured therapy activities</p> <p>The child will be able to produce 'I' clusters pictures 80% of the time during structured therapy activities</p>					
Therapy package: Targets will be reviewed as agreed with the speech and language therapist		Timescale: As agreed with the speech and language therapist		Factors contributing to outcome: Commitment from adults working with the child and regularity of practice.					

Please work through the following activities. If you have any questions or feel that the targets have been achieved, please contact the speech and language therapist.



Ideas for minimal pairs

(Photocopy the pictures several times)

Listening Game – Place a set of pictures in front of the child. Ask the child to listen as you say the words and point to the picture/put a counter on the one they hear. If you want to make this game more difficult use a carrier phrase (e.g. I see a ...).



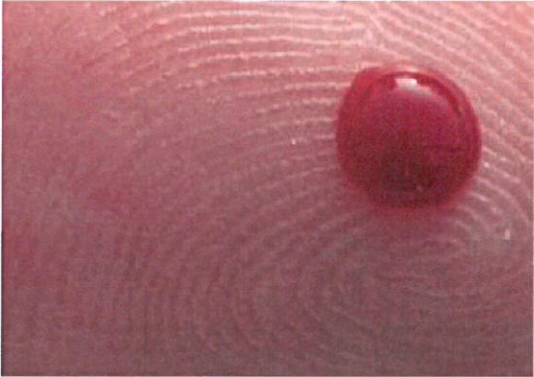



Sorting Game – Ask the child to sort the pictures into piles according to the first sound.

Matching Game – Shuffle the cards and place them face down on a table. Take turns to pick up 2 cards and try and get the matching pair. Ask the child to say the words. If they say them correctly they can keep the pair. If not they have to place them face down on the table again.

Make a sentence – Choose 2/3 cards and make a sentence with them. Then ask the child to copy the sentence. If they say the words correctly, then they can keep the cards. Continue until the child has all the cards.



Cluster Reduction bl/b

	
blow	bow
	
blood	bud
	
black	back

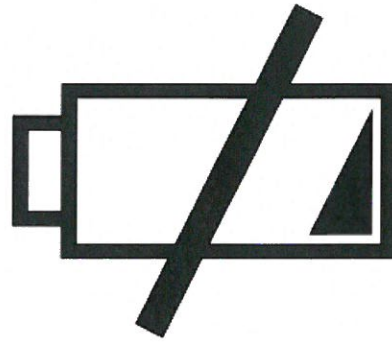
Created by Rona Gaffney 2015



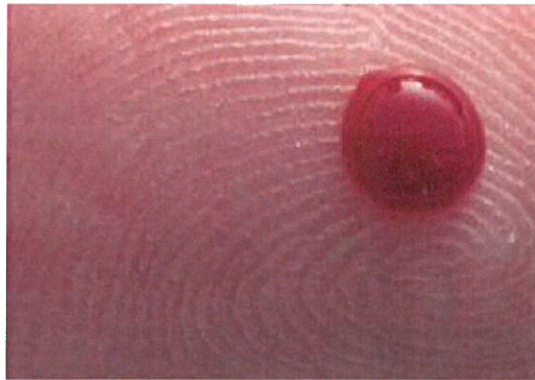
Cluster Reduction b/l



blow




low



bleed



lead



block



lock

Created by Rona Gaffney 2015




Cluster Reduction c/c



clock



cock



cling



king



clap



cap

Original concept by Karen Stockman/Helen Jones/Marie Ostler
Updated by Rona Gaffney 03.08.12



Cluster Reduction c//l



clock




lock



cloud



loud



climb









lime

Created by Rona Gaffney 2015



Cluster Reduction f/l

	
flan	fan
	
floor	four
	
flat	fat

Created by Rona Gaffney 2015



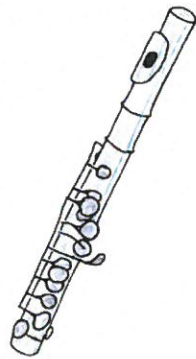
Cluster Reduction f/l



flock



lock



flute



lute



flake



lake

Created by Rona Gaffney 2015



Cluster Reduction gl/g



glow



go



glum



gum


Original concept by Karen Stockman/Helen Jones/Marie Ostler
Updated by Rona Gaffney 03.08.12



Cluster Reduction g/l




glove



love



glad



lad



glue





loo

Original concept by Karen Stockman/Helen Jones/Marie Ostler
Updated by Rona Gaffney 03.08.12




Cluster Reduction p/l

 <p>plate</p>	 <p>late</p>
 <p>play</p>	 <p>lay</p>
 <p>place</p>	 <p>lace</p>


Original concept by Karen Stockman/Helen Jones/Marie Ostler
Updated by Rona Gaffney 03.08.12




Cluster Reduction pl/p



plan




pan



plane



pain



play



pay

Original concept by Karen Stockman/Helen Jones/Marie Ostler
Updated by Rona Gaffney 03.08.12

